



Addressing Transportation Equity (TE) Through Project Scoring

December 19, 2019

Betsy Harvey

Phases of TIP Project Selection

Policy Factors

- Eligibility for federal funding
- Alignment with LRTP program types
- Approval by MassDOT Project Review Committee
- Support from a public agency (such as a municipality, a transit agency, or MassDOT)

Project Scoring

- Criteria are based on MPO goal areas
- Criteria are tailored to MPO investment programs (future)

Final Factors

- Readiness
- Regional distribution
- Public feedback
- Relationship to regional needs and performance

Phases of TIP Project Selection

Policy Factors

- Eligibility for federal funding
- Alignment with LRTP program types
- Approval by MassDOT Project Review Committee
- Support from a public agency (such as a municipality, a transit agency, or MassDOT)

Project Scoring

- Criteria are based on MPO goal areas

**Topic for 12/19:
Transportation Equity**

- Criteria are tailored to MPO investment programs (future)

Final Factors

- Readiness
- Regional distribution
- Public feedback
- Relationship to regional needs and performance

Outline

- Framing the conversation
- Current TE TIP project evaluation criteria
- Considerations for possible equity criteria revisions
- Discussion questions
 - Should the MPO integrate equity into other goal areas, rather than have a standalone set of equity criteria?
 - To what extent should the MPO devote a larger percentage of possible points to transportation equity?

Framing the Conversation

Federal Guidance

- **Definitions of TE populations must be consistent with federal regulations**
- **Identification of protected populations should be consistent with federal recommendations**



TE Populations Through 2021 TIP

- **Minority population**
- **Low-income households**
- **People with limited English proficiency (LEP)**
- **Elderly population (ages 75 and older)**
- **People with disabilities**
- **Carless households**

TE Populations for 2022 TIP and Beyond

- Minority population
- People with limited English proficiency
- Elderly population
- People with disabilities
- ~~• Carless households~~
- Youth population (ages 17 and younger)
- Low-income population
($\leq 200\%$ of the poverty level)

Destination 2040 TE Objectives

- **Prioritize MPO investments that benefit equity populations**
- **Minimize potential harmful environmental, health, and safety effects of MPO-funded projects for all equity populations**
- **Promote investments that support transportation for all ages**
- **Promote investments that are accessible to all people regardless of ability**



**Establish TE goal
and objectives
through LRTP**

Align with federal
regulations

**Complete DI/DB
analysis for each TIP**

Check for disparate
impacts (DI) and
disproportionate
burdens (DB)

Ensure MPO meets
TE goal

**Develop TIP
project evaluation
criteria**

Help MPO meet TE
goal

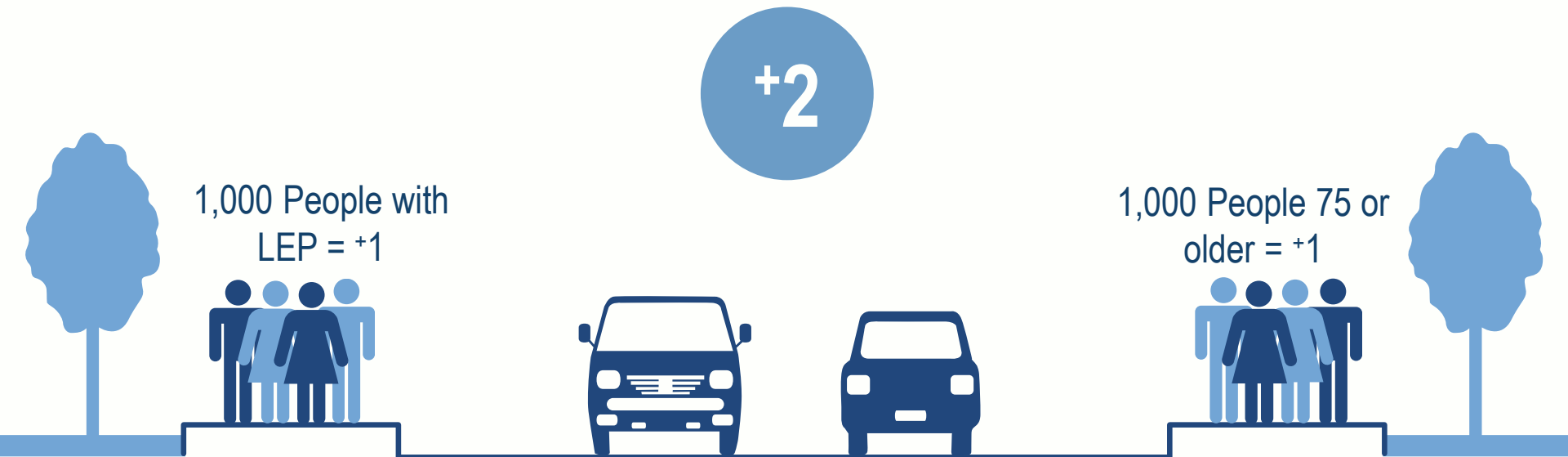
**Program TIP
projects**



Current TE Project Scoring Criteria

Current Equity Scoring Approach

Based on proximity to project



Current Criteria

Does the percent of the population served (within one-half mile) exceed the regional average?

NO 0 points

YES

- +1 point** → **Minority/elderly populations/low-income households \leq 2,000 people or households**
- +2 points** → **Minority/elderly populations/low-income households $>$ 2,000 people or households**
- 10 points** → **Project creates a burden for Title VI/nondiscrimination populations**

Maximum of 12 equity points (9% of possible score)

Current Criteria

Does the percent of the population served (within one-half mile) exceed the regional average?

NO **0 points**

YES

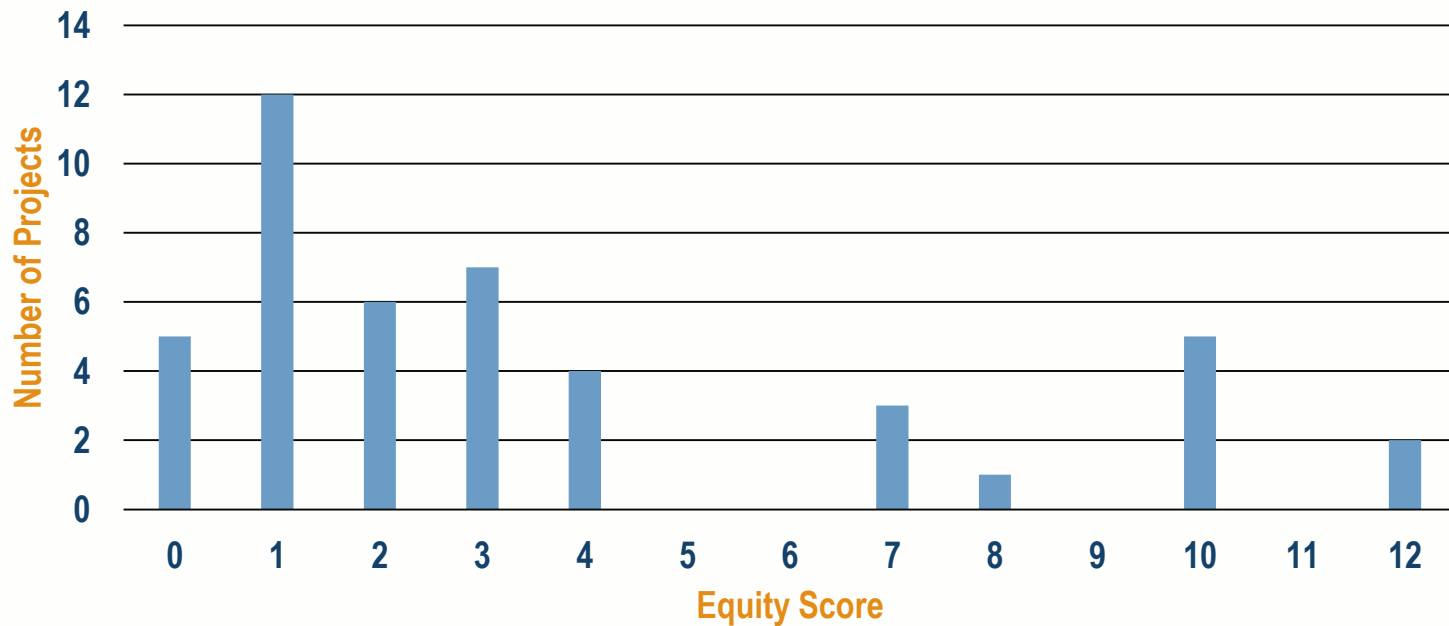
- +1 point** → **LEP population/people with disabilities/zero-vehicle households \leq 1,000 people or households**
- +2 points** → **LEP population/people with disabilities/zero-vehicle households 1,000 people or households**
- 10 points** → **Project creates a burden for Title VI/nondiscrimination populations**

Maximum of 12 equity points (9% of possible score)

Drawbacks of Current Criteria

Projects with percent of equity population just below regional average can't get points

Distribution of Equity Scores for Projects Programmed in FFYs 2017–20 TIPs



Examples

Intersection Improvements at Route 3A/Summer Street Rotary (Hingham)

	Minority Population	Low-income Households	People with LEP	People with Disabilities	Elderly Population
Project Area	4.1%	23.5%	9.0%	7.8%	6.6%

Examples

Intersection Improvements at Route 3A/Summer Street Rotary (Hingham)

	Minority Population	Low-income Households	People with LEP	People with Disabilities	Elderly Population
Project Area	4.1%	23.5%	9.0%	7.8%	6.6%
Region-wide	28.2%	32.2%	10.6%	10.0%	6.7%
Points	0	0	0	0	0

Examples

Rehabilitation of Essex Street (Lynn)

	Minority Population	Low-income Households	People with LEP	People with Disabilities	Elderly Population
Project Area	58.6%	56.7%	23.8%	15.8%	5.2%

Examples

Rehabilitation of Essex Street (Lynn)

	Minority Population	Low-income Households	People with LEP	People with Disabilities	Elderly Population
Project Area	58.6%	56.7%	23.8%	15.8%	5.2%
Region-wide	28.2%	32.2%	10.6%	10.0%	6.7%
Points	2	2	2	2	0

Drawbacks of Current Criteria

- **Projects with percent of equity population just below regional average can't get points**
- **Proximity to a project does not mean people will benefit from it or be able to use it**

Drawbacks of Current Criteria

- Projects with percent of equity population just below regional average can't get points
- Proximity to a project does not mean people will benefit from it or be able to use it
- **Criteria do not directly support the MPO's TE goal and objectives**

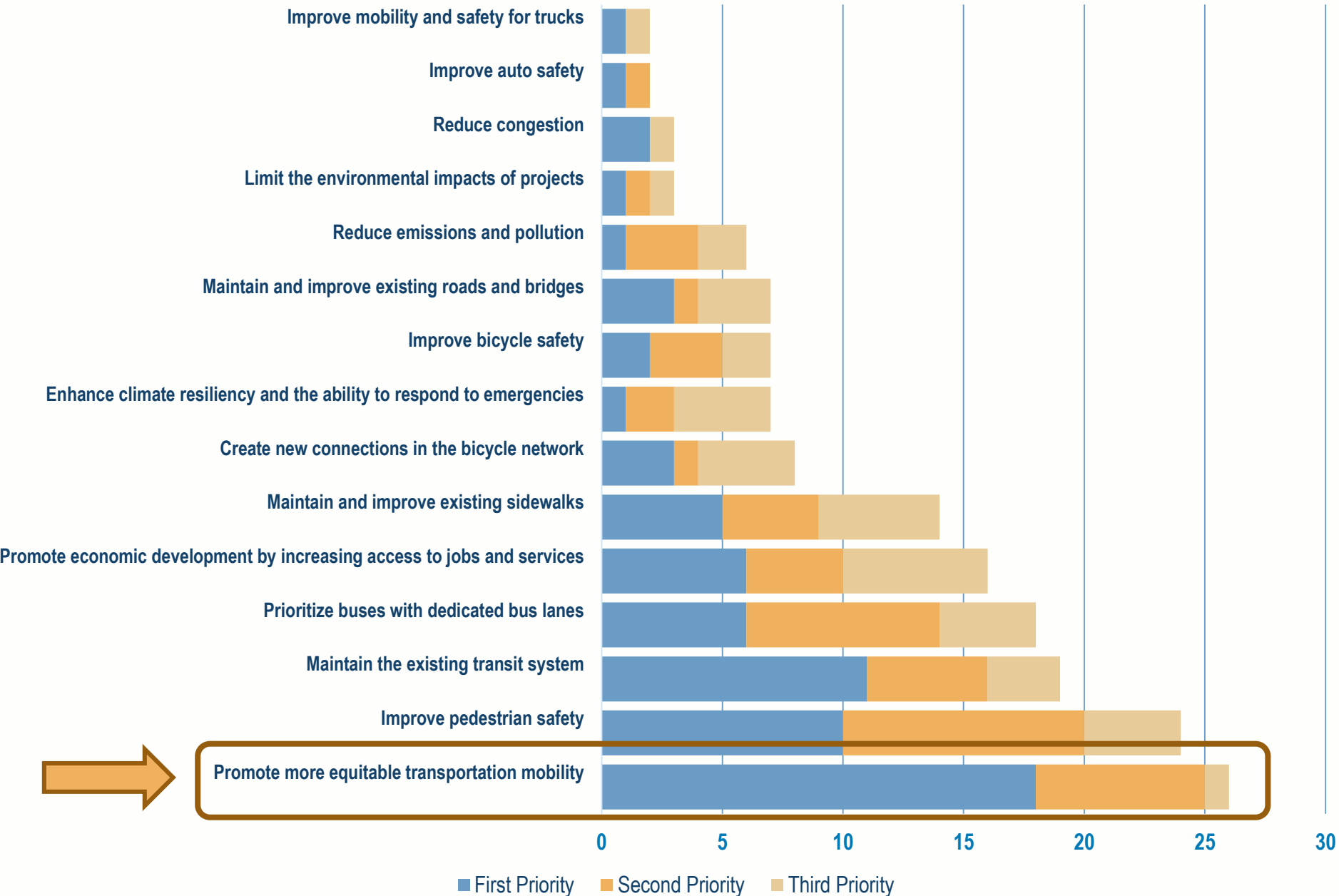
Drawbacks of Current Criteria

- Projects with percent of equity population just below regional average can't get points
- Proximity to a project does not mean people will benefit from it or be able to use it
- Criteria do not directly support the MPO's TE goal and objectives
- **Vague criteria for identifying burdens**

Considerations for Possible Criteria Revisions

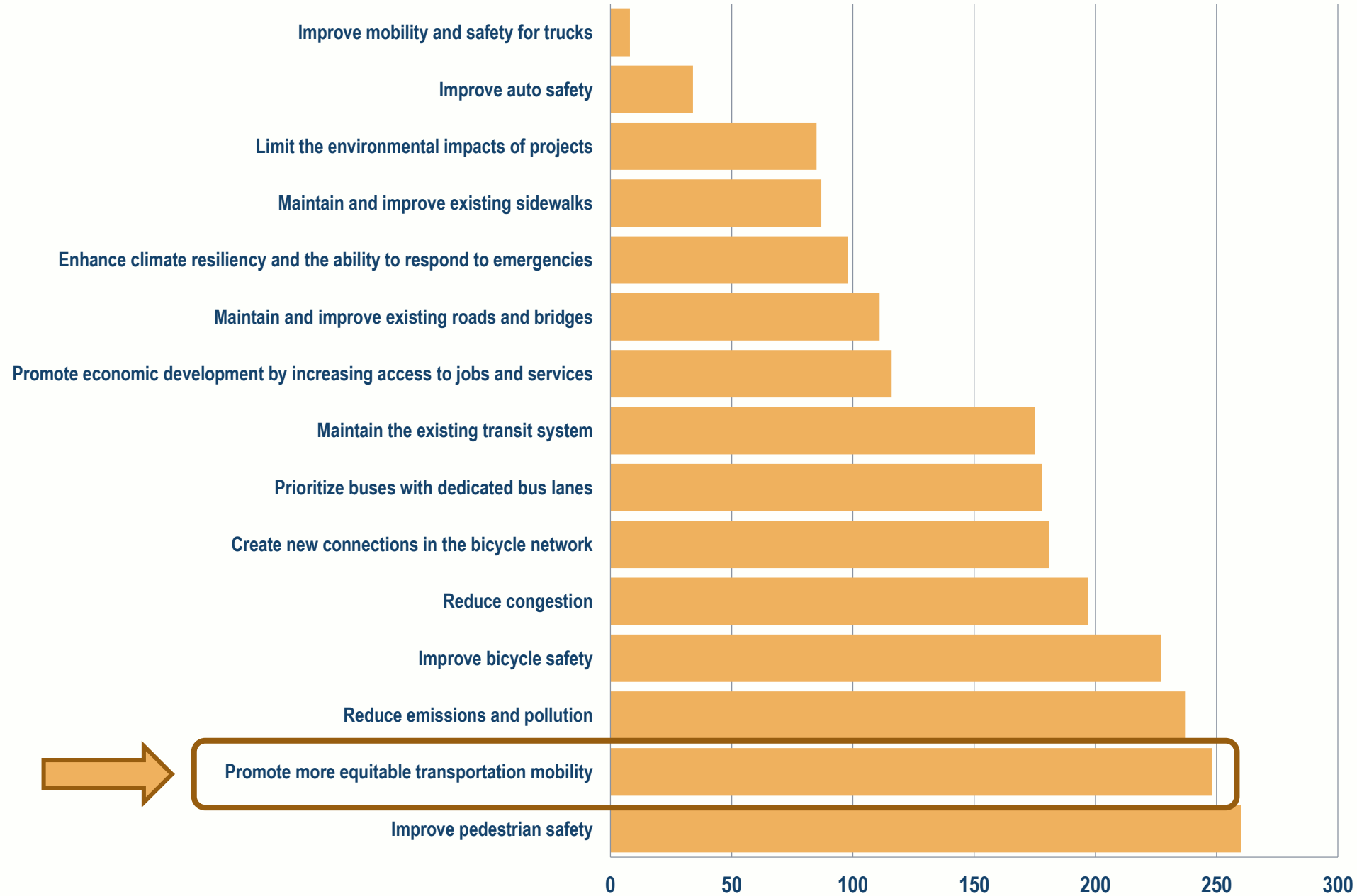
Focus Groups

How can the MPO best improve transportation in the region?



Survey

How can the MPO best improve transportation in the region?



Goals for the New Criteria

- Meet federal guidance
- Help the MPO meet the TE goal and objectives
- Award progressively more points to projects based on the share of the equity population that would benefit
- Assess impacts to TE populations rather than proximity

Planned Changes

- **Change MPO low-income definition to be based on poverty status**
- **Add youth population**
- **Remove carless households**
- **Clarify criteria that identify burdens on equity populations**

Discussion

Discussion

Staff Proposals

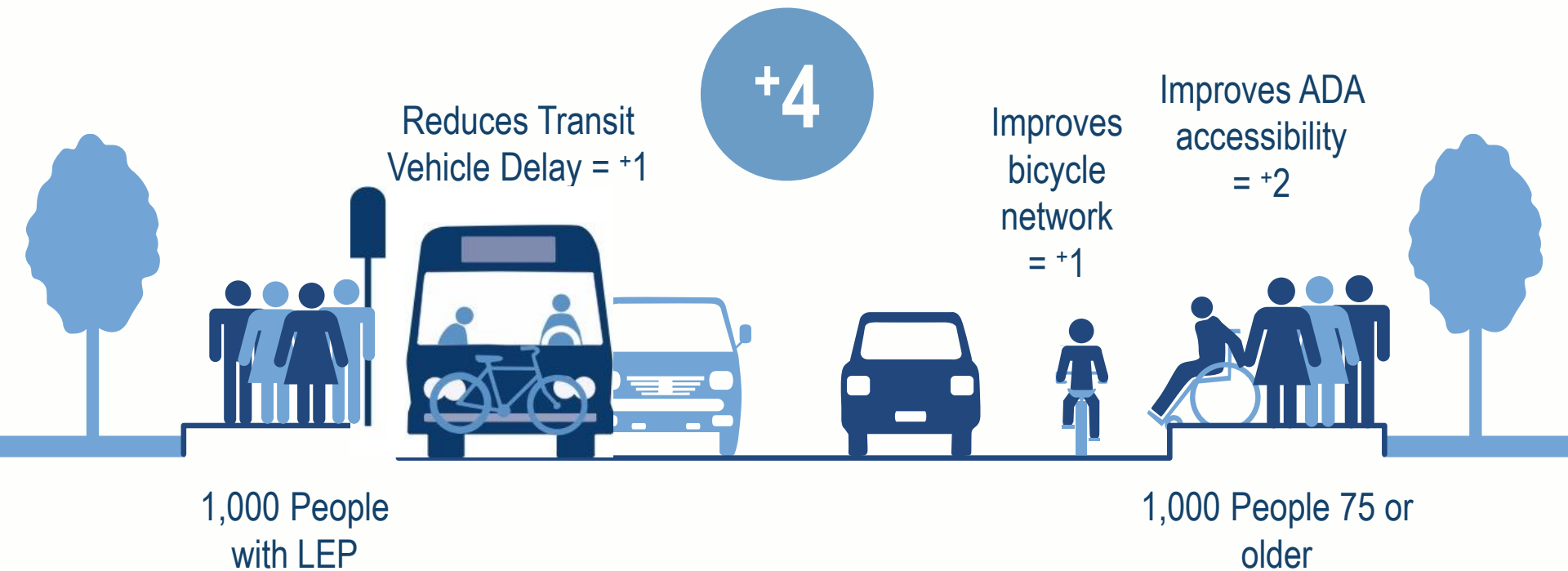
Integrate equity into other goal areas, rather than a standalone set of criteria

Questions for MPO

Are you comfortable with this approach?

Proposed Equity Scoring Approach

Based on project impacts



Criteria identified through • TIP public outreach • MPO members • LRTP Needs Assessment

Discussion

Staff Proposals

Integrate equity into other goal areas, rather than a standalone set of criteria

Questions for MPO

Are you comfortable with this approach?

Discussion

Staff Proposals

Integrate equity into other goal areas, rather than a standalone set of criteria

Devote larger percentage of possible points to transportation equity

Questions for MPO

Are you comfortable with this approach?

To what extent should the MPO do this?

Next Steps

- **Incorporate MPO feedback into developing preliminary project scoring proposals (late spring)**
- **Rescore past projects with new scoring proposals (summer)**

Questions?